

# 39 200m Freestyle Women Final

Official

NZR

**Open New Zealand Long Course Record**

1:55.44

2023-04-02  
Auckland, N...

Erika Fairweather  
Neptune Swim Club

18yr  
NZR

**18 Years New Zealand Long Course Record**

1:57.08

2022-07-29

Erika Fairweather  
Neptune Swim Club

17yr

17 Years New Zealand Long

1:57.26

2021-04-07

Erika Fairweather

Show more

Qualified Heats Summary



Total



Rank	Competitor	Age	Club	RT	PTS	Result
1	Tapper Milana	18	St Peter's S...	+0.72		<b>2:01.47</b> Entry: 2:06.32 (-4.85)
	50m: 28.58	100m: 59.63 (31.05)	150m: 1:30.86 (31.23)			200m: 2:01.47 (30.61)
2	Osborne Summer	18	North Shore...	+0.70		<b>2:02.60</b> Entry: 2:05.67 (-3.07)
	50m: 28.42	100m: 59.32 (30.90)	150m: 1:30.84 (31.52)			200m: 2:02.60 (31.76)
3	Emmett Olivia	16	Club 37	+0.77		<b>2:04.14</b> Entry: 2:09.76 (-5.62)
	50m: 28.85	100m: 1:00.42 (31.57)	150m: 1:32.64 (32.22)			200m: 2:04.14 (31.50)
4	De Coster Nina	16	St Paul's S...	+0.67		<b>2:04.35</b> Entry: 2:11.39 (-7.04)
	50m: 29.06	100m: 1:00.48 (31.42)	150m: 1:32.67 (32.19)			200m: 2:04.35 (31.68)
5	Bennett Brooke	17	North Cant...	+0.82		<b>2:05.36</b> Entry: 2:07.10 (-1.74)
	50m: 29.44	100m: 1:01.37 (31.93)	150m: 1:33.70 (32.33)			200m: 2:05.36 (31.66)
6	Abdou Hanna	17	Wharenui S...	+0.81		<b>2:07.36</b> Entry: 2:10.32 (-2.96)
	50m: 30.01	100m: 1:03.02 (33.01)	150m: 1:35.71 (32.69)			200m: 2:07.36 (31.65)
7	Allan Eva	18	Club 37	+0.63		<b>2:08.09</b> Entry: 2:10.06 (-1.97)
	50m: 29.24	100m: 1:01.81 (32.57)	150m: 1:35.25 (33.44)			200m: 2:08.09 (32.84)
8	Peters Chloe	16	Hamilton Aq...	+0.64		<b>2:08.30</b> Entry: 2:10.72 (-2.42)
	50m: 29.23	100m: 1:01.70 (32.47)	150m: 1:35.05 (33.35)			200m: 2:08.30 (33.25)
9	Glintmeyer Milan	15	Coast Swi...	+0.72		<b>2:08.59</b> Entry: 2:16.96 (-8.37)
	50m: 28.92	100m: 1:00.83 (31.91)	150m: 1:33.85 (33.02)			200m: 2:08.59 (34.74)
10	Sweetman Olivia	18	Howick Pak...	+0.81		<b>2:08.65</b> Entry: 2:09.19 (-0.54)
	50m: 30.25	100m: 1:02.64 (32.39)	150m: 1:36.01 (33.37)			200m: 2:08.65 (32.64)
11	McEwan Talitha	18	Mt Maunga...	+0.72		<b>2:08.88</b> Entry: 2:08.92 (-0.04)
	50m: 29.53	100m: 1:02.37 (32.84)	150m: 1:35.96 (33.59)			200m: 2:08.88 (32.92)
12	Pedersen Zoe	17	Coast Swi...	+0.75		<b>2:09.39</b> Entry: 2:11.80 (-2.41)
	50m: 29.17	100m: 1:01.95 (32.78)	150m: 1:36.42 (34.47)			200m: 2:09.39 (32.97)
13	Riley Ariella	15	Hamilton Aq...	+0.76		<b>2:09.94</b> Entry: 2:13.08 (-3.14)
	50m: 29.72	100m: 1:03.17 (33.45)	150m: 1:36.57 (33.40)			200m: 2:09.94 (33.37)
14	Buissinne Kezia	16	North Shore...	+0.75		<b>2:10.00</b> Entry: 2:10.98 (-0.98)
	50m: 29.24	100m: 1:01.77 (32.53)	150m: 1:35.52 (33.75)			



200m: 2:10.00 (34.48)



15  New Zealand 17  Ice Breaker... 2:10.83

200m: 2:10.83 (33.24)

16  Wong Alina 17  Ice Breaker... +0.57 2:10.92  
Entry: 2:12.18 (-1.26)  
50m: 29.90 100m: 1:03.66 (33.76) 150m: 1:37.21 (33.55)  
200m: 2:10.92 (33.71)

17  Macdonald Holli 16  Enterprise ... +0.63 2:11.13  
Entry: 2:13.38 (-2.25)  
50m: 30.14 100m: 1:02.74 (32.60) 150m: 1:37.17 (34.43)  
200m: 2:11.13 (33.96)

17  Bell Millie 15  North Cant... +0.72 2:11.13  
Entry: 2:16.08 (-4.95)  
50m: 29.83 100m: 1:02.95 (33.12) 150m: 1:36.91 (33.96)  
200m: 2:11.13 (34.22)



19  Aburn Charlotte 15  Neptune S... +0.73 2:11.14  
Entry: 2:16.15 (-5.01)  
50m: 30.12 100m: 1:03.57 (33.45) 150m: 1:38.18 (34.61)  
200m: 2:11.14 (32.96)



20  Parmenter Charlotte 16  Jasi Swim ... +0.73 2:11.24  
Entry: 2:16.88 (-5.64)  
50m: 29.52 100m: 1:02.61 (33.09) 150m: 1:37.24 (34.63)  
200m: 2:11.24 (34.00)



21  Laban (V) Mia 16  Howick Pak... +0.72 2:11.40  
Entry: 2:11.49 (-0.09)  
50m: 29.55 100m: 1:02.48 (32.93) 150m: 1:36.66 (34.18)  
200m: 2:11.40 (34.74)

22  Yamagami Kiri 14  Club 37 +0.69 2:11.48  
Entry: 2:11.62 (-0.14)  
50m: 29.61 100m: 1:02.32 (32.71) 150m: 1:36.68 (34.36)  
200m: 2:11.48 (34.80)



23  Fisher Tandia 13  Wharenui S... +0.72 2:11.95  
Entry: 2:19.72 (-7.77)  
50m: 30.83 100m: 1:04.70 (33.87) 150m: 1:38.86 (34.16)  
200m: 2:11.95 (33.09)



24  Rawson Alanna 13  St Peter's S... +0.71 2:12.03  
Entry: 2:16.15 (-4.12)  
50m: 30.50 100m: 1:03.86 (33.36) 150m: 1:38.01 (34.15)  
200m: 2:12.03 (34.02)



25  Gwiazdzinski Meila 15  Stratford Fl... +0.72 2:12.92  
Entry: 2:16.76 (-3.84)  
50m: 29.67 100m: 1:02.87 (33.20) 150m: 1:37.48 (34.61)  
200m: 2:12.92 (35.44)



26  Winter Heidi 15  Alexandra ... +0.68 2:13.10  
Entry: 2:13.88 (-0.78)  
50m: 29.45 100m: 1:03.68 (34.23) 150m: 1:38.51 (34.83)  
200m: 2:13.10 (34.59)

27  Denamiel (V) Marianne 15  New Caled... +0.72 2:13.46  
Entry: 2:16.36 (-2.90)  
50m: 30.73 100m: 1:05.16 (34.43) 150m: 1:40.05 (34.89)  
200m: 2:13.46 (33.41)

28  Conley Paige 14  Whanganui... +0.65 2:13.53  
Entry: 2:20.33 (-6.80)  
50m: 30.76 100m: 1:04.97 (34.21) 150m: 1:40.45 (35.48)  
200m: 2:13.53 (33.08)

29  Benyo (V) Julia 16  Vikings Swi... +0.59 2:15.28  
Entry: 2:15.39 (-0.11)  
50m: 30.23 100m: 1:04.41 (34.18) 150m: 1:40.14 (35.73)  
200m: 2:15.28 (35.14)

30  Leeds Indy 13  North Cant... +0.64 2:15.34  
Entry: 2:18.08 (-2.74)  
50m: 30.76 100m: 1:05.04 (34.28) 150m: 1:40.08 (35.04)  
200m: 2:15.34 (35.26)

31  Carter Violet 14  Ice Breaker... +0.77 2:16.09  
Entry: 2:24.69 (-8.60)  
50m: 31.81 100m: 1:07.15 (35.34) 150m: 1:41.86 (34.71)  
200m: 2:16.09 (34.23)

32  Upton Laila 14  Capital Swi... +0.67 2:16.43  
Entry: 2:18.14 (-1.71)

	50m: 30.89 200m: 2:16.43 (35.67)	100m: 1:05.56 (34.67)	150m: 1:40.76 (35.20)		
33	 Ah Scha (V) Lusia Laa	13	 Dumbea N... +0.81	2:17.15 Entry: 2:21.16 (-4.01)	
	50m: 31.64 200m: 2:17.15 (35.23)	100m: 1:06.44 (34.80)	150m: 1:41.92 (35.48)		
34	 Jarcet (V) Camille	15	 New Caled... +0.76	2:17.43 Entry: 2:16.87 (+0.56)	
	50m: 30.10 200m: 2:17.43 (35.99)	100m: 1:05.07 (34.97)	150m: 1:41.44 (36.37)		
35	 McBride Abby	15	 Kiwi ASC +0.74	2:17.65 Entry: 2:16.97 (+0.68)	
	50m: 31.07 200m: 2:17.65 (35.25)	100m: 1:06.12 (35.05)	150m: 1:42.40 (36.28)		
36	 Palmer Luisa	14	 Wanaka Sw... +0.67	2:17.71 Entry: 2:18.78 (-1.07)	
	50m: 31.06 200m: 2:17.71 (35.70)	100m: 1:05.74 (34.68)	150m: 1:42.01 (36.27)		
37	 Nelson Holly	16	 North Shor... +0.76	2:18.08 Entry: 2:15.74 (+2.34)	
	50m: 30.93 200m: 2:18.08 (36.66)	100m: 1:05.20 (34.27)	150m: 1:41.42 (36.22)		
37	 Lovell Nicola	15	 Blenheim S... +0.76	2:18.08 Entry: 2:16.27 (+1.81)	
	50m: 31.00 200m: 2:18.08 (36.75)	100m: 1:05.15 (34.15)	150m: 1:41.33 (36.18)		
39	 Harper Stella	13	 Wanaka Sw... +0.75	2:18.14 Entry: 2:22.45 (-4.31)	
	50m: 32.13 200m: 2:18.14 (33.68)	100m: 1:07.87 (35.74)	150m: 1:44.46 (36.59)		
40	 Cochran Jessica	16	 Pukekohe ... +0.78	2:18.82 Entry: 2:16.85 (+1.97)	
	50m: 31.86 200m: 2:18.82 (35.89)	100m: 1:07.12 (35.26)	150m: 1:42.93 (35.81)		
41	 Peters Sophie	13	 Hamilton Aq... +0.77	2:19.42 Entry: 2:22.54 (-3.12)	
	50m: 32.16 200m: 2:19.42 (35.70)	100m: 1:07.58 (35.42)	150m: 1:43.72 (36.14)		
42	 Scott Tessa	14	 St Paul's S... +0.68	2:19.86 Entry: 2:24.41 (-4.55)	
	50m: 31.61 200m: 2:19.86 (36.35)	100m: 1:07.07 (35.46)	150m: 1:43.51 (36.44)		
43	 Ding Cloris	13	 United Swi... +0.57	2:20.01 Entry: 2:22.45 (-2.44)	
	50m: 32.03 200m: 2:20.01 (34.85)	100m: 1:07.76 (35.73)	150m: 1:45.16 (37.40)		
44	 Thompson Maggie	13	 Kiwi West A... +0.62	2:20.59 Entry: 2:21.74 (-1.15)	
	50m: 31.38 200m: 2:20.59 (37.28)	100m: 1:06.45 (35.07)	150m: 1:43.31 (36.86)		
45	 Wadham Scarlett	13	 Carterton S... +0.64	2:20.64 Entry: 2:21.79 (-1.15)	
	50m: 31.95 200m: 2:20.64 (35.37)	100m: 1:07.62 (35.67)	150m: 1:45.27 (37.65)		
46	 McDonnell Maeve	13	 Howick Pak... +0.79	2:21.86 Entry: 2:22.60 (-0.74)	
	50m: 33.71 200m: 2:21.86 (35.39)	100m: 1:09.38 (35.67)	150m: 1:46.47 (37.09)		
47	 McGrath Lily	14	 Neptune S... +0.52	2:23.97 Entry: 2:23.45 (+0.52)	
	50m: 31.98 200m: 2:23.97 (38.46)	100m: 1:07.47 (35.49)	150m: 1:45.51 (38.04)		
-	 McEntyre Bella	14	 Taieri Swim... +0.71	DSQ	